



## MAINTENANCE INSTRUCTION

### Dear customer,

Thank you for your buying and welcome among PSi® trade mark users.

#### With this PSi® product you get as following:

- a high quality product,
- out-of-warranty repairs (repairs after the fall, crashes, when your figure has changed, ...)
- taking care of your clothing (maintenance, cleaning, inspection of saturation, protectors, ...)

We lengthen you a clothing lifetime with the services as following!

For useful advice how to use your clothing, please contact our PSi specialists. The contacts are on [www.psi.eu](http://www.psi.eu).

---

Before each ride, check functionality of your product. If you find a defect, deliver the product to your seller as soon as possible.

In order that your clothing will perfectly protect you, keep to put it on and fasten properly and let it fit close.

Keep in mind that, in spite of full protection of your body, you are a road traffic participant where an accident and injury may happen. You can minimize a risk of injury with high-quality outfit and accessory and correct size.

## MAINTENANCE OF LEATHER CLOTHING

### SATEEN LEATHER

- For better protection against soiling we recommend you to impregnate leather before the first use with an agent **PSi® Impregnation**.
- After each use of the clothing remove impurities from the surface, best with a wet shred. In case of hard dirtying use soap solution or **PSi® Cleaning foam**.
- Never use organic solvents such as petrol, acetone or other solvents for the cleaning because they cause a release of colour and erode a material structure.
- Then wipe out the clothing until dry.
- 2 to 4 times a year, treat leather with **PSi® Balsam**, inuncting it with a shred in thin layers into the leather, let it several hours absorb. If the grease remains on the surface, still smear. The balsam intensively takes care of your leather clothing, serves as a regeneration and protection against cracking and humidity, prevents premature ageing and it keeps the leather pliable.
- When riding in the rain, it is suitable to put on a drip-proof protection on the leather clothing. When the leather clothing is soaked wet, wash it with newsprint paper that may absorb humidity and dry it with room temperature. Never lay down the clothing directly on the heat source or never expose it to direct solar radiation. After that treat it with the **PSi® Balsam**.  
For quicker drying of the clothing you can buy a Drying hanger where there is an integral fan for air circulation.
- Under the clothing we recommend to wear form-fitting function underwear
- Inner layer of clothing = lining, we recommend clean when needed but

no later than after about 20 000 kms at latest. For the cleaning, use cleaning foam for textile or deliver the clothing to producer for proper total expert cleaning.

- One-piece suits have usually an uncoupling lining which you can wash, when needed, with a by-hand program in the washing machine with maximum temperature 40 °C with non-aggressive detergent without freshening agent.

### SNUFFED LEATHER

- For better protection against soiling we recommend you to impregnate leather before the first use with an agent **PSi® Impregnation**.
- After each use of the clothing it is necessary to remove impurities from the surface very delicately, best with a crepe brush or with a wet shred. In case of hard dirtying use soap solution or **PSi® Cleaning foam**. The snuffed leather we recommend to clean on a large scale not to let stains arise.
- Never use organic solvents such as petrol, acetone or other solvents for the cleaning because they cause a release of colour and erode material structure.
- Then wipe out the clothing until dry.
- 2 to 4 times a year, treat leather with **PSi® Spray Impregnation**, it serves as a regeneration and protection against cracking and humidity, prevents premature ageing and it keeps the leather pliable.
- When riding in the rain, it is suitable to put on a drip-proof protection on the leather clothing. When the leather clothing is soaked wet, wash it with absorbent paper that may absorb humidity and dry it with room temperature. Never lay down the clothing directly on the heat source or never expose it to direct solar radiation. After that treat it with the **PSi® Impregnation**.  
For quicker drying of the clothing you can buy a Drying hanger where

there is an integral fan for air circulation.

- Under the clothing we recommend to wear form-fitting function underwear.
- Inner layer of clothing = lining, we recommend to clean when needed but no later than after about 20 000 kms at latest. For the cleaning, use cleaning foam for textile or deliver the clothing to producer for proper total expert cleaning.

## MAINTENANCE OF TEXTILE CLOTHING

- For better protection against soiling we recommend you to impregnate textile before the first use with an agent **PSí® Impregnation**.
- After each use of the clothing, it is necessary to remove impurities from the surface, best with a fine brush or with a wet shred of **PSí® Cleaning foam**.
- Never use organic solvents such as petrol, acetone or other solvents for the cleaning because they cause a release of colour and erode a material structure.
- Never use sharp subjects when handling with the product that contains a membrane not to cause mechanical rupture (erosion).
- For total cleaning use classical wet washing in the washing machine or wash by hand.
- Before the washing remove the inner protectors and clean them separately.
- We recommend to wash the membrane clothing separately.
- Before the washing empty – turn out the pockets, properly fasten the Velcro that may damage material.
- Wash with maximum temperature 40 °C with detergent intended for this material, best the liquid detergent with reduced volume of softeners and bleaching agents.
- Do not use freshening agent.
- Rinse the clothing properly, do not mangle it.
- Just after the washing cycle remove and hang the clothing on the hanger and dry it out.

- Do not dry it in the drier neither with a direct heat source nor exposed to direct solar radiation.
- Do not iron it.
- After each washing refresh water repellency of upper material. For that purpose we recommend **PSí® Spray impregnation**.
- Under the clothing we recommend to wear form-fitting function underwear.

## CLOTHING STORAGE

- Store the clothing clean and dry only
- Store in dry and ventilated place, out of solar radiation.
- Hang the clothing on the hanger to avoid shape deformation.
- You may put the clothing into air-permeable packaging, for that purpose we recommend **PSí® Packaging**.

The producer closed a Contract on Collective Compliance with EKO-KOM a.s. regarding packaging liquidation, registration no. EK-F00030427.

## DURABILITY

- The clothing lifetime depends also on correct maintenance and treatment, for this reason follow the instructions as indicated below.
- Check the clothing regularly if it is fully functioning, i.e. upper material, saturation, protectors, zips,...  
When detecting a defect, deliver the clothing to the sales point of PSí where expert's repairs of the clothing will be provided at the producer's.
- Recommended period of service is 5 years. This information is indicative only, it always depends on frequency of use, resp. method of clothing application.

## WARRANTY

- The warranty period is 24 months.
- The warranty does not cover the defects caused by ordinary wear and tear, incorrect taking care or fall.
- Leather is natural material with a plenty of typical irregularities such as scares, thickness deviations or pigment stains. These facts highlight an originality of leather and they are not a reason for complaints.
- The leather clothing may partially change its shape when used. Especially in the area of hard stress they can release - extend. This property is normal for all leathers and it can not be a subject of later claims.

### Warning

Fluorescent colours are less UV resistant; the UV radiation causes a change of colour (fading) and less surface resistance when used in the long term under soaky conditions. In special cases the colour surface can be afflicted (cracks).

**INFORM TABLE FOR PROTECTORS USED IN PSÍ CLOTHING IN ACCORDANCE TO EN 1621-1 REGULATIONS**

## PROTECTOR CONSTRUCTION

Protectors used in our clothing have been constructed to partially protect the user from the consequences of an impact or crash and instances to reduce the amount of injury caused by the impact or crash. Areas of installation and their codes can be found in the following table

POSITION OF PROTECTOR	SIZE	CE CODE on the protectors	MARKING
Shoulders	Universal - type B	„S“	001-4111
Elbow and forearm	Universal - type B	„E“	001-4112
Hips	Universal - type B	„H“	001-4118
Knee and upper front of shins	Universal - type B	„K“	001-4100
Knee, front upper and front middle of shins	Universal - type B	„K+L“	001-4120
Front part of shins under protector „k“	Universal - type B	„L“	001-4113

SYMBOL GUIDE:



## LEVEL OF PROTECTION AND RISK

Protectors provide partial protection against the results of crash into a solid object. In order for the protector to reduce the risk of injury it must be used always in perfect condition and placed in the correct place for which it was designed for. The protectors must not be mechanically damaged in any way and or its strength compromised from using synthetic thinners or similar product. Crash protectors are safe for use in normal and foreseeable conditions.

## !ATTENTION!

**No protector can completely protect you from injury!**

**Protectors must be always used in co-ordination with their intended function.**

## **///** RULES OF HARMONIZED NORMS - DECLARATION OF AGREEMENT

All protectors conform to EN 1621 regulations. The manufacturer is licensed to make these protectors and use the CE marking.

This marking is used in accordance with regulations 89/686/CEE (and other European norms) as is written.

Tests were performed by the Institute of Testing and Certification in Zlín. The released trial record is under number 412400222.

The manufacturer PSÍ HUBÍK s.r.o. has accepted the provision which secure the uniformity of products in the market with technical documentation and the basic regulations for manufacturing according to law 22/1997Sb and ordered by the Czech government 172/1997Sb.

## **///** MAINTENANCE

Protectors can be cleaned with a mixture of soap 40°C water. It is forbidden to use any thinners or other chemicals for cleaning.

Remember to store protectors in a dry place to prevent their deformation. Do not expose protectors to high temperature (heating), direct sunlight or other factors which could damage the product.

Protectors after a crash that are deformed or otherwise damaged must be replace with new ones immediately!

The service life of protectors is five years. It is important to replace the protectors for new ones after this time.

All other information regarding our products can be found at our authorized dealer or the manufacturer

## **///** RULES OF HARMONIZED NORMS - DECLARATION OF AGREEMENT

CERTIFICATION MARK —   — INFORMATIONS IN BOOKLET



— PROTECTIVE EQUIPMENT FOR MOTORCYCLE RIDERS

CLASS INDICATION — **AA**

**EN 17092-3:2020** — REFERENCE STANDARD

The object of the declaration described is in conformity with the relevant Union harmonisation legislation: **EN 17092-3:2020 Protective garments for motorcycle riders**. SATRA Technology, notified body 2777. This EU Type-Examination Certificate covers the following product group supported by testing to the relevant standards/technical specifications and examination of the technical file documentation. Following the EU Type-Examination this product group has been shown to satisfy the applicable essential health and safety requirements of Annex II of the PPE regulation (EU) 20116/425 as a Category II product.

Classification: EN 17092-3:2020 Class AA

PSÍ® is a family company of long-time tradition.  
Our customer satisfaction and safety are on the top position.  
Have you any feedback regarding our product?  
Write your message to [psi@psi.eu](mailto:psi@psi.eu)

### **Manufacturer:**

PSÍ HUBÍK s.r.o.

Dolní 23

763 62 Tlumačov (Zlín)

Czech Republic

Tel.: +420 577 929 751

Tel.: + 420 577 119 587

E-mail: [psi@psi.eu](mailto:psi@psi.eu)





























[www.psi.eu](http://www.psi.eu)



# CARE SYMBOLS

DIGITS INSIDE THE SYMBOLS INDICATE

MAXIMUM WATER TEMPERATURE DURING WASHING

						
washing	hand and machine wash, mechanical treatment, rinsing and spinning	hand and machine wash, reduced mechanical treatment, rinse with gradual cooling and mild spinning	hand and machine wash, normal mechanical treatment, rinsing and spinning	hand and machine wash, reduced mechanical treatment, rinse with gradual cooling and mild spinning	hand and machine wash, reduced mechanical treatment, normal rinsing and spinning, do not hand wring	
						
hand and machine wash, high reduced mechanical treatment, normal rinsing and spinning	hand wash only at water temperature maximum 40°C, very mild treatment	do not wash, very mild treatment in wet state				
						
bleaching	chlorine and oxygen bleach, use weak solution only	do not bleach				
						
ironing	iron at maximum sole plate temperature of 200°C	iron at maximum sole plate temperature of 150°C	iron at maximum sole plate temperature of 110°C	do not iron, do not steam iron		
						
cleaning	Professional dry clean with all standard methods	Professional dry-cleaning in: perchloroethylene, hydrocarbons (heavy benzines) Normal cleaning process with no restrictions	Professional dry-cleaning in: perchloroethylene, hydrocarbons (heavy benzines) Mild cleaning process with stringent limitation of added humidity and/or mechanical action and/or temperature	Professional dry-cleaning in: hydrocarbons (heavy benzines) Normal cleaning process with no limitations. Commercial stain removers on a solvent base may not be used.	Professional dry-cleaning in: hydrocarbons (heavy benzines) Mild cleaning process with stringent limitation of added humidity and/or mechanical action and/or temperature. Commercial stain removers on a solvent base may not be used.	do not dry-clean, no professional dry-cleaning allowed, do not use stain removers which contain solvents
						
tumbler drying	normal drying process, drying in the tumbler is possible under normal load without limitations	mild drying process, select mild process with reduced thermal action (temperature, duration of treatment)	do not tumble dry - articles unsuitable for tumbler drying			